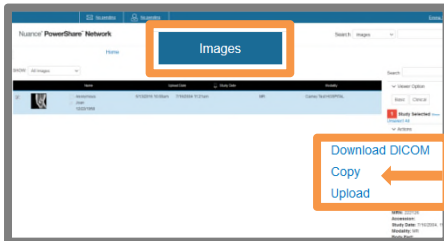
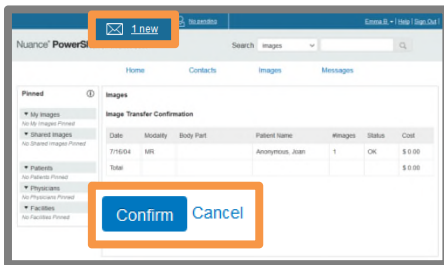


Take charge of your own healthcare
Keep your medical images forever!
Make a copy or Download them today!


How to Copy your images:



- 1) From the Images tab, select the image you want to share and choose Copy from the menu options on the right.



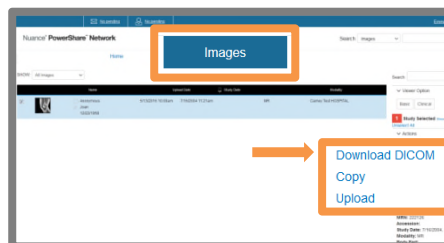
- 2) You will be prompted to confirm the image copy at a \$0.00 cost. Select **Confirm** and the process will begin to transfer this image to your account for the purpose of sharing with others. You will receive a message upon completion.

NOTE: The copy process could take a few seconds or up to an hour. It is recommended that you refresh your screen by clicking the  in the upper left corner to check for a confirmation message.

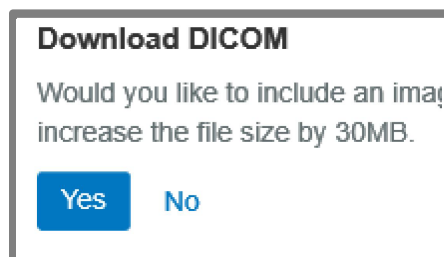
- 3) Once the copy is complete, the image will become part of your **My Images** folder.

NOTE: "My Images" are retained for the life of your account. This allows you to revisit your prior imaging as needed. "Shared Images" are deleted after 45 days. You must Copy your studies or Download DICOM to keep them past 45 days.

How to Download your images:



- 1) From the **Images** tab, select the image you want to Download and choose Download DICOM from the menu options on the right.



- 2) You will see a pop up asking if you would like to include an image viewer. This is an option in case the person viewing your studies doesn't have an image viewer.

Questions? Email: records@aminj.com